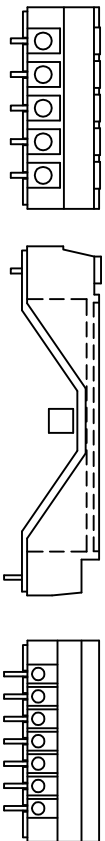
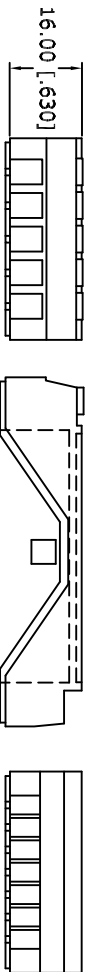
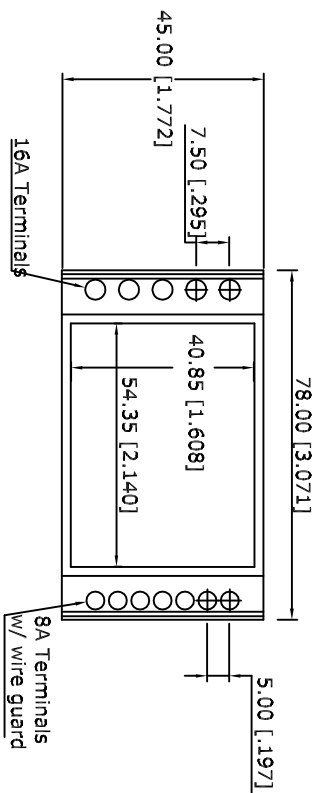
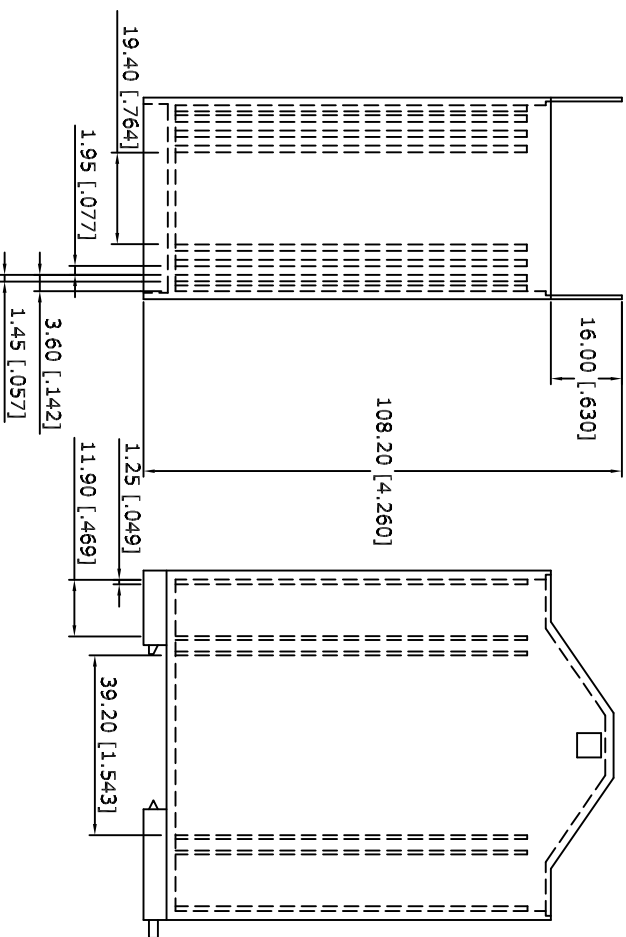


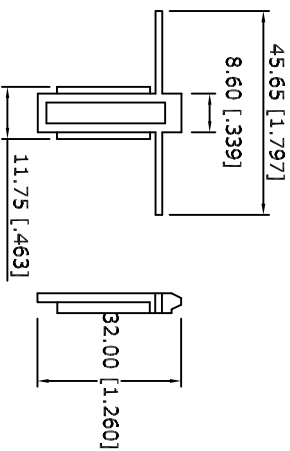
TOP PORTION



BASE



DIN RAIL CLIP



www.jit-components.com
DR450
ENCLOSURE LAYOUT

| | | |
|---------------------------------------|----------|----------|
| TOLERANCES UNLESS OTHERWISE SPECIFIED | DESIGNER | DATE |
| 3 PLACE DECIMALS (M) | JRK | 11/14/00 |
| 2 PLACE DECIMALS (M) | | |
| 1 PLACE DECIMALS (M) | | |
| NO DIMENSIONS (M) | | |
| ASSEMBLY | SHEET | SCALE |
| 10 | 10F1 | |
| 11 | | |
| 12 | | |
| 13 | | |
| 14 | | |
| 15 | | |
| 16 | | |
| 17 | | |
| 18 | | |
| 19 | | |
| 20 | | |
| 21 | | |
| 22 | | |
| 23 | | |
| 24 | | |
| 25 | | |
| 26 | | |
| 27 | | |
| 28 | | |
| 29 | | |
| 30 | | |
| 31 | | |
| 32 | | |
| 33 | | |
| 34 | | |
| 35 | | |
| 36 | | |
| 37 | | |
| 38 | | |
| 39 | | |
| 40 | | |
| 41 | | |
| 42 | | |
| 43 | | |
| 44 | | |
| 45 | | |
| 46 | | |
| 47 | | |
| 48 | | |
| 49 | | |
| 50 | | |