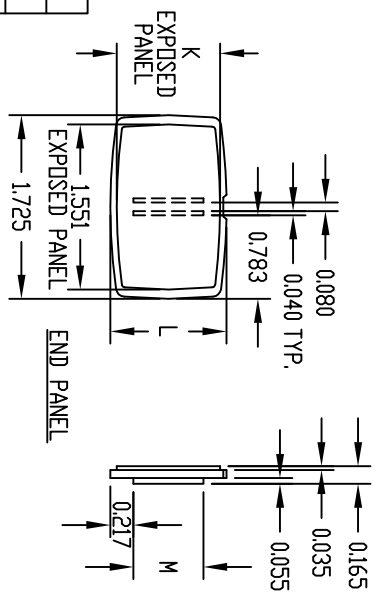
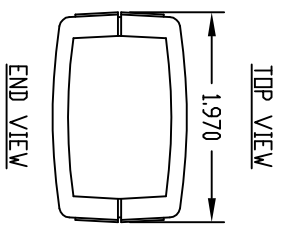
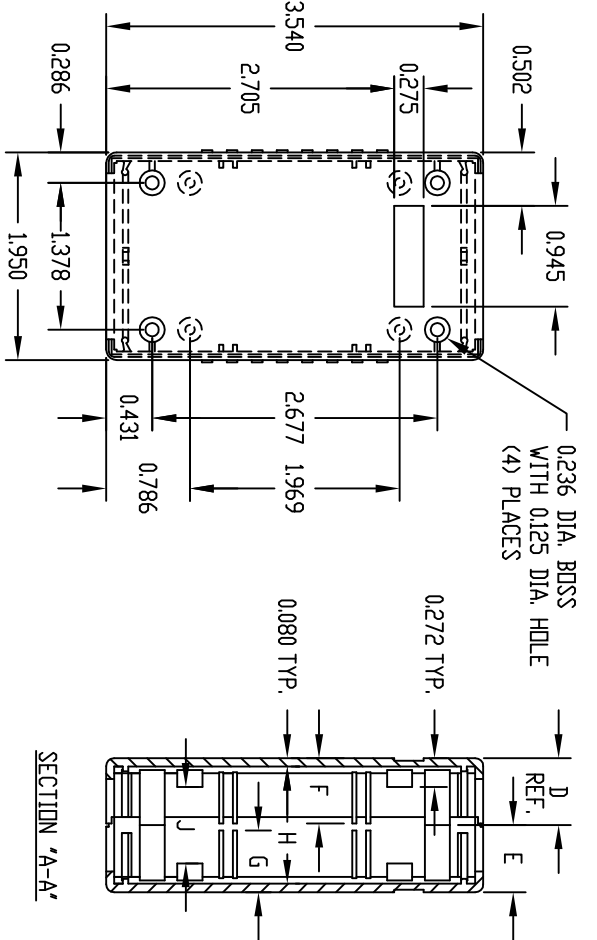
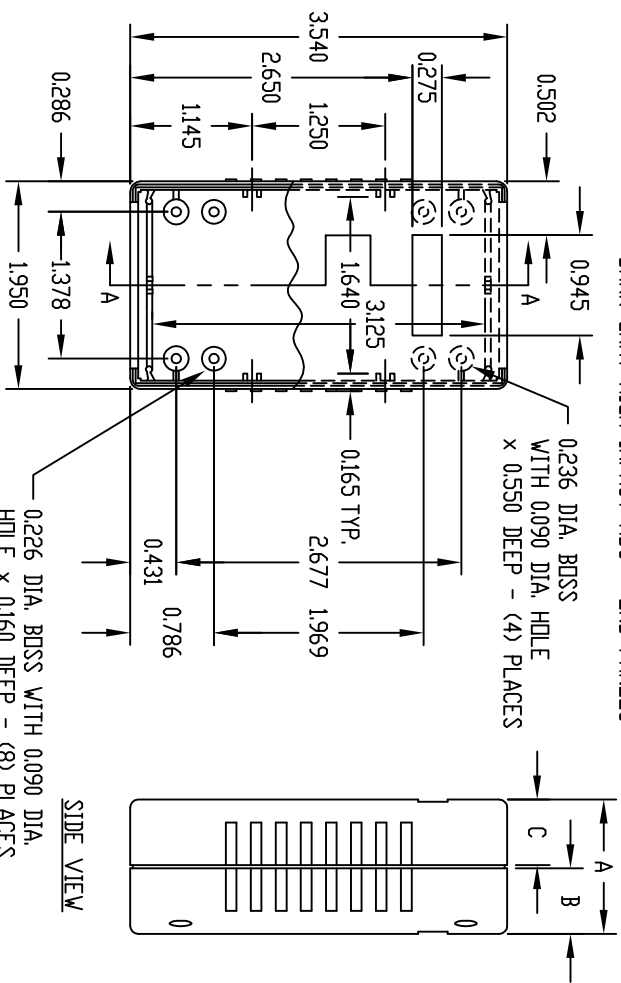


**MATERIAL & FINISH:**  
 (SUFFIX -DG) DARK GRAY HIGH-IMPACT ABS (UL94-V0) - TOP & BOTTOM  
 LIGHT GRAY HIGH-IMPACT ABS (UL94-V0) - END PANELS  
 (SUFFIX -LG) LIGHT GRAY HIGH-IMPACT ABS - TOP & BOTTOM  
 DARK GRAY HIGH-IMPACT ABS - END PANELS

FOUR (4) M3 x (N\*) LG. SCREWS  
 SUPPLIED FOR ASSEMBLY.



NOTE: ALL DIMENSIONS HAVE ±0.015 TOLERANCE UNLESS OTHERWISE SPECIFIED.

0.226 DIA. BOSS WITH 0.090 DIA. HOLE x 0.160 DEEP - (8) PLACES  
 MOUNTING BOSSES USE EITHER M2.5 METRIC OR #4 STD. SHEET METAL SCREWS x 0.188" LG. (NOT SUPPLIED)

| PART No. | A     | B     | C     | D     | E     | F     | G     | H     | J     | K     | L     | M     | N     |
|----------|-------|-------|-------|-------|-------|-------|-------|-------|-------|-------|-------|-------|-------|
| EL401    | 0.630 | 0.300 | 0.300 | 0.325 | 0.325 | 0.290 | 0.290 | 0.470 | 0.086 | 0.341 | 0.461 | ----  | 0.433 |
| EL403    | 0.940 | 0.300 | 0.615 | 0.630 | 0.325 | 0.605 | 0.290 | 0.780 | 0.550 | 0.655 | 0.775 | 0.341 | 0.480 |
| EL404    | 1.260 | 0.615 | 0.615 | 0.630 | 0.630 | 0.605 | 0.605 | 1.100 | 0.716 | 0.970 | 1.090 | 0.656 | 0.835 |