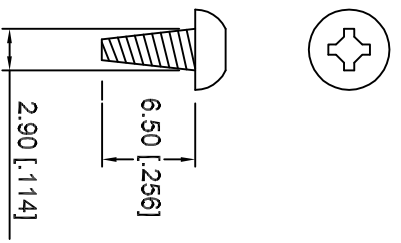
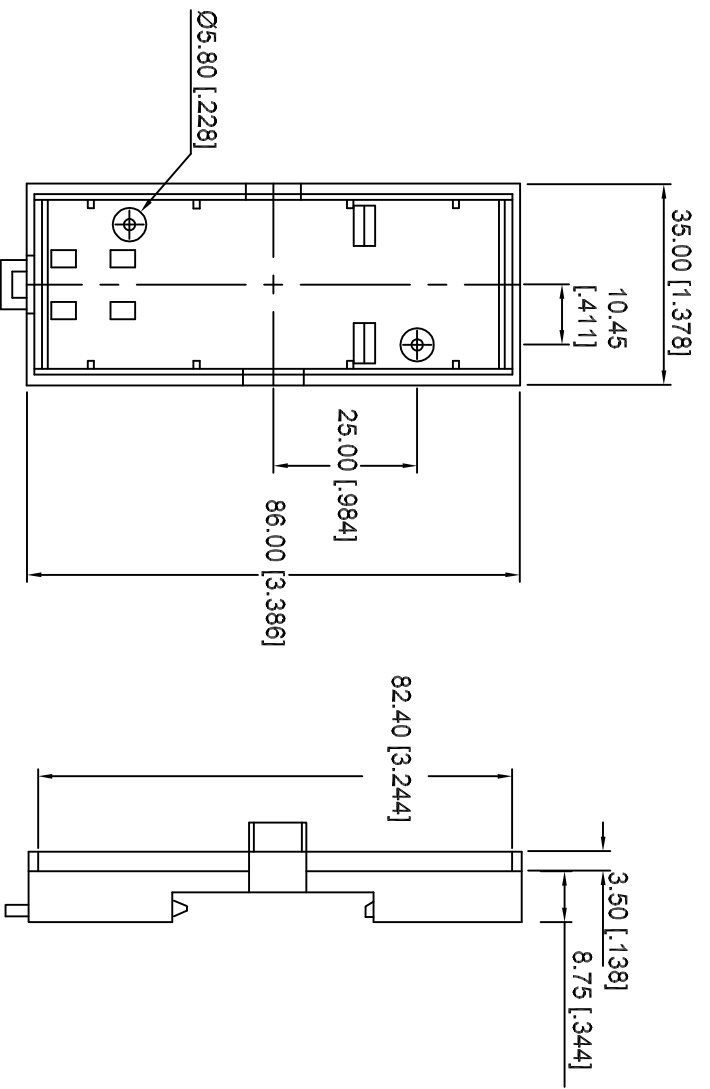


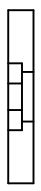
**SCREW SPEC: 2.9MM X 6.5MM**



**DIN RAIL CLIP**



Housing comes down to this level.



		www.jit-components.com	
		DR350 BASE W/CLIP & SCREWS	
Components, Inc.		DESIGNER	DATE
TOLERANCES UNLESS OTHERWISE SPECIFIED		JRK	11/14/00
3 PLACE DECIMALS (MM)		SHEET	SCALE
4 PLACE DECIMALS (IN)		10F1	
FRACTIONS (MM)			
FRACTIONS (IN)			
MATERIAL		PART #	
Noryl VC11550		4969002351	