

JIT Components, Inc.



















10930 Endeavour Way, Unit A Seminole FL 33777

Phone: (727) 544-9050

Fax: (727) 544-9273

Email: service@jit-components.com

REMOTE CONTROL ENCLOSURES

| COMPONENT | | MATL | COLOR | DIMENSIONS | | | | | |
|-----------|---|------|-------|------------|----|----|------|------|-----|
| | | | | MM | | | IN | | |
| | | | | W | L | H | W | L | H |
| KM-5 |  | ABS | BLACK | 40 | 50 | 12 | 1.57 | 1.97 | .47 |
| KM-6 |  | ABS | BLACK | 30 | 50 | 13 | 1.18 | 1.97 | .51 |
| KM-9 |  | ABS | BLACK | 30 | 50 | 20 | 1.18 | 1.97 | .79 |
| KM-10 |  | ABS | BLACK | 30 | 50 | 14 | 1.18 | 1.97 | .55 |
| KM-11 |  | ABS | BLACK | 29 | 62 | 10 | 1.14 | 2.44 | .39 |
| KM-11B/1 |  | ABS | BLACK | 29 | 62 | 10 | 1.14 | 2.44 | .39 |
| KM-11B/2 |  | ABS | BLACK | 29 | 62 | 10 | 1.14 | 2.44 | .39 |
| KM-11B/3 |  | ABS | BLACK | 29 | 62 | 10 | 1.14 | 2.44 | .39 |
| KM-11B/4 |  | ABS | BLACK | 29 | 62 | 10 | 1.14 | 2.44 | .39 |
| KM-12 |  | ABS | BLACK | 30 | 68 | 12 | 1.18 | 2.68 | .47 |
| KM-13 |  | ABS | BLACK | 35 | 56 | 14 | 1.38 | 2.20 | .55 |
| KM-14-2 |  | ABS | BLACK | 37 | 84 | 14 | 1.46 | 3.31 | .55 |
| KM-14-6 |  | ABS | BLACK | 37 | 84 | 16 | 1.46 | 3.31 | .55 |
| KM-14N |  | ABS | BLACK | 38 | 65 | 16 | 1.50 | 2.56 | .63 |
| KM-15 |  | ABS | BLACK | 37 | 63 | 14 | 1.46 | 2.48 | .55 |
| KM-15N |  | ABS | BLACK | 38 | 65 | 16 | 1.50 | 2.56 | .63 |
| KM-17 |  | ABS | BLACK | 35 | 50 | 10 | 1.38 | 1.97 | .39 |
| KM-101 |  | ABS | BLACK | 38 | 50 | 13 | 1.50 | 1.97 | .51 |
| KM-102 | | ABS | BLACK | 36 | 52 | 13 | 1.42 | 2.05 | .51 |